

FOR LEASE

**102 - 7555
BEEDIE WAY**

DELTA, BC

Beedie/

LFL
GROUP



Marketed by



**CUSHMAN &
WAKEFIELD**

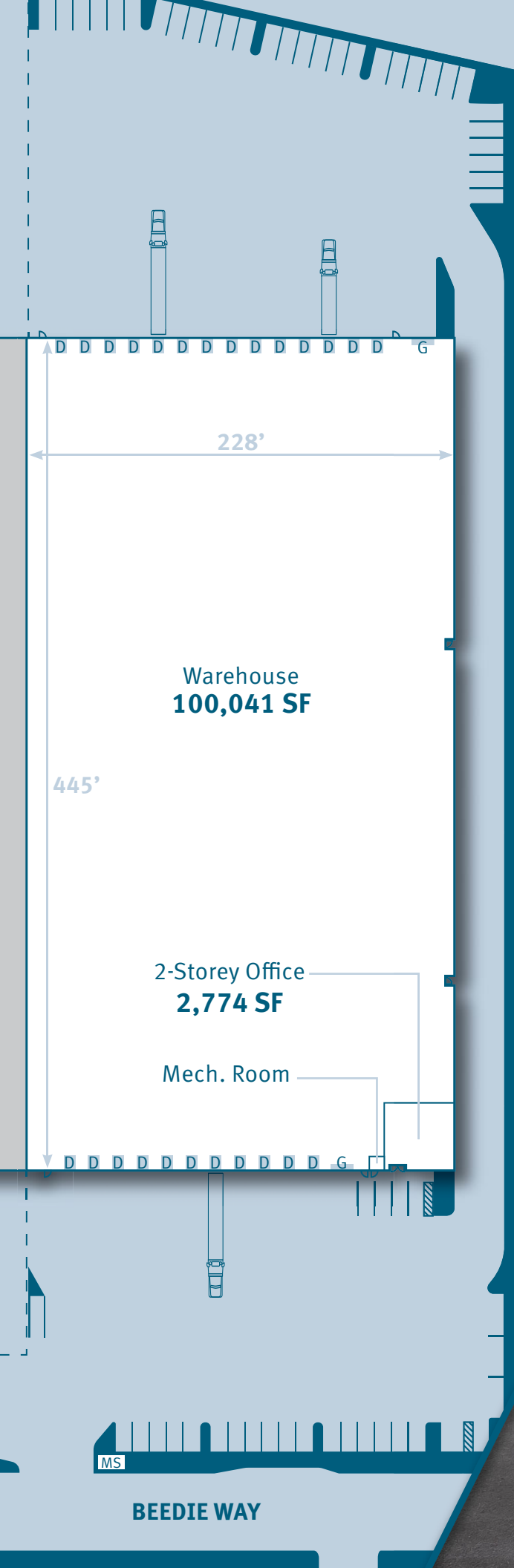
MARKETING PLAN



Warehouse: 100,041 SF
Ground floor office: 1,365 SF
Second floor office: 1,409 SF
TOTAL BUILDING AREA: 102,815 SF

LEGEND

- D = Twenty-Five (25) Dock Loading Doors
- G = Two (2) Grade Doors
- MS = Monument Sign
- = Chain Link Fence
- [Existing Building Icon] = Existing Building



Flexible Term Options Available!

OPPORTUNITY

Cushman & Wakefield and Beedie are pleased to offer to the market the opportunity to lease just over 100,000 square feet of brand-new warehouse and office space. This building benefits from an unparalleled location in the Tilbury industrial area of Delta, is extremely well-served with double sided (cross dock) loading, and offers plenty of car parking as well as generous floor load capacity , catering to a diverse range of tenant needs.

Flexible I-2 Industrial zoning allows for manufacturing, distributing, storage, and commercial service uses, with office built to suit.



AVAILABILITY
Move-in Ready




ZONING
I2 Industrial




**LEASE RATE &
OPP. COSTS**
Contact listing agent





BUILDING FEATURES

 **CONSTRUCTION**
Insulated concrete
tilt-up panels


 **SPRINKLERS**
ESFR sprinkler system

 **POWER**
3-phase, 600 amp at
347/600 volt

 **FLOOR LOAD**
800 lbs/SF warehouse
floor load capacity


 **MEZZANINE**
Structural steel
mezzanine complete with
guard rail & 100 lbs/SF
floor load capacity

 **DOUBLE-SIDED LOADING**
25 dock, 2 grade

 **CAR PARKING**
57 parking stalls

 **OFFICE**
To suit


 **LIGHTING**
High efficiency
LED fixtures


 **WAREHOUSE INTERIOR**
15 warehouse skylights &
interior walls painted white
for greater illumination


 **SITE AREA**
4.6 acres

 **COLUMN SPACING**
42' x 62'

 **CEILING HEIGHT**
40' clear in warehouse

 **WASHROOM**
Finished washroom

 **EV CHARGING**
4 underground
conduits for
future use





LOCATION

Located in Beedie's award-winning Delta Link Business Park, 102 – 7555 Beedie Way presents users with the final opportunity to join prominent neighbours including BMW Canada, The Brick/Leon's, Swiss Water, and Sunrise Soya on the banks of the Fraser River.

Located 1 minute by car from Highway 17/South Fraser Perimeter Road, the subject property offers direct access to Delta Port and Surrey Fraser Docks, Highways 99 & 91, and the Trans-Canada Highway.

YOUR FUTURE NEIGHBOURS



The Brick/Leon's Distribution Centre



Westpointe Business Centre



North Delta Seafoods



BMW Canada Inc.



Swiss Water

ABOUT THE DEVELOPER

Since 1954, Beedie has combined innovation and craftsmanship to bring new possibilities to life. Today, Beedie is one of Western Canada's largest industrial developers and property managers, having completed more than 35 million square feet of new development. With an ever-expanding industrial portfolio of over 12 million square feet of leasable space across British Columbia and Alberta, along with substantial involvement in the retail and residential market sectors, Beedie's philosophy of providing proactive asset management is based on providing each of their valued clients with optimal service and support.

As Beedie grows its operations across North America, they have industrial building opportunities available in British Columbia, Alberta, Ontario, and Las Vegas, Nevada.

**BUILT FOR TODAY.
BUILT FOR TOMORROW.
BUILT FOR GOOD.**

Beedie/

beedie.ca



CONTACT

/

SEAN UNGEMACH

Personal Real Estate Corporation

Executive Vice Chairman

604 880 5110

sean.ungemach@cushwake.com

©2024 Cushman & Wakefield ULC. All rights reserved. The information contained in this communication is strictly confidential. This information has been obtained from sources believed to be reliable but has not been verified. NO WARRANTY OR REPRESENTATION, EXPRESS OR IMPLIED, IS MADE AS TO THE CONDITION OF THE PROPERTY (OR PROPERTIES) REFERENCED HEREIN OR AS TO THE ACCURACY OR COMPLETENESS OF THE INFORMATION CONTAINED HEREIN, AND SAME IS SUBMITTED SUBJECT TO ERRORS, OMISSIONS, CHANGE OF PRICE, RENTAL OR OTHER CONDITIONS, WITHDRAWAL WITHOUT NOTICE, AND TO ANY SPECIAL LISTING CONDITIONS IMPOSED BY THE PROPERTY OWNER(S). ANY PROJECTIONS, OPINIONS OR ESTIMATES ARE SUBJECT TO UNCERTAINTY AND DO NOT SIGNIFY CURRENT OR FUTURE PROPERTY PERFORMANCE.

Beedie/

LFL
GROUP